



馬鞍山靈糧小學
Ma On Shan Ling Liang Primary School



VLE 經驗分享

楊子德主任
馬鞍山靈糧小學
英文科科主任



馬鞍山靈糧小學

Ma On Shan Ling Liang Primary School



- 基督教資助小學
- 班級結構：31班
- 2015-2016年度開始推行電子教學
- 2020-2021年度共有16班BYOD班(P.4-6)
- BYOD班的英、數、常、英常、資訊科技、視藝以iPad上課

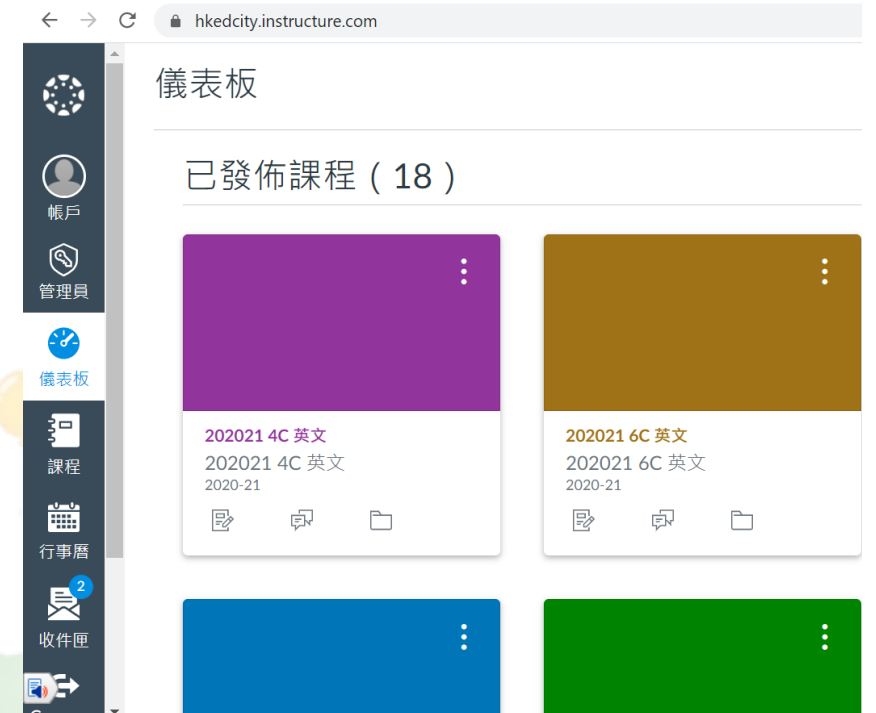




在英文科運用VLE經驗分享

2020-2021年度非面授課堂：

- 自學影片 ✓
- Zoom課堂 ✓
- 實體家課
- 上載家課(電子批改) ✓
- 電子家課(網上平台) ✓





在英文科運用VLE經驗分享

The screenshot displays a VLE interface for the course "202021小六英文_Blueprint". The main content area lists course materials:

- #Week 2 (7/9-11/9) ZOOM materials
 - P6 Eng zoom lesson 2.pptx
 - P6 Eng Zoom Lesson 3.pptx
 - P6 Eng zoom lesson 1.pptx (0分)
- Challenge Station
 - Week2 Challenge Station Kahoot! (0分)
 - Week3 Challenge Station (Nearpod Time to Climb) (0分)
- #Week 3 (14/9-18/9) ZOOM materials
 - P6 Eng Zoom Lesson 4.pptx
 - P6 Eng Zoom Lesson 5.pptx

The interface includes a left sidebar with navigation icons for 帳戶, 管理員, 儀表板, 課程, 行事曆, 收件匣, Commons, and 支援 Help. A top navigation bar shows "202021小六英文_Blueprint > 單元" with buttons for 展開, 摺疊, 全部收起, 檢視進度, and +單元. A right sidebar contains "課程狀態" (取消發佈, 已發佈), "匯入現有內容", "從共同中導入", "選擇首頁", "檢視課程流", "新通告", "學生視圖", "新分析", "檢視課程通知", and "即將推出" (檢視行事曆, 下一週什麼也沒有).



一站式網上平台

☰	▼ #Week 3(11/9) Book 6A Ch1_When I grow up Video	✔	+	☰
☰	📎 P6ENG_Ch.1When I Grow Up_11.9.2020.mp4	📄	✔	☰

☰	▼ #Week 2(4/9) Book 6A Chapter1_When I grow up Video	✔	+	☰
☰	📎 P6ENG_Ch.1when I grow up_4.9.2020.mp4	📄	✔	☰

☰	▼ P6 Interviews	✔	+	☰
☰	📎 Lesson 1: P6 Interview Booklet 0分	📄	✔	☰
☰	📎 Lesson 1: P6 Interview Booklet 0分	📄	✔	☰
☰	📎 P6 Interview Booklet (video) 0分	📄	✔	☰

☰	▼ Homework	✔	+	☰
☰	📎 PLE P.6 Practice 1 (4-6) 100分	📄	✔	☰
☰	📎 VE P.1-2 0分	📄	✔	☰





一站式網上平台

▼ Answers for self-checking homework		✓	+	⋮
☰	📄 PLE P.6 Practice 1 (2-3) ANS 0分	📄	✓	⋮
☰	📄 PLE P.4 Post-reading ANS 0分	📄	✓	⋮
☰	📄 PLE P.7 Practice 2 0分	📄	✓	⋮

▼ Listening 6A		✓	+	⋮
☰	📄 Listening 6A Ch.1 When I grow up (Practice 1) 0分	📄	✓	⋮
☰	📄 Listening 6A Ch.1 When I grow up(Practice 2) 0分	📄	✓	⋮
☰	📄 Listening 6A Ch.1 When I grow up (Practice 3) 0分	📄	✓	⋮
☰	📄 Listening 6A Ch.1 When I grow up (Practice 4) 0分	📄	✓	⋮





自學影片

≡ 202021 4C 英文 > 文檔 > P4Eng_Ch.4 Key words & key structure 1_18.09.MP4

2020-21

P4Eng_Ch.4 Key words & key structure 1_18.09.MP4

[Download P4Eng_Ch.4 Key words & key structure 1_18.09.MP4](#) (72.8 MB)

-  首頁
-  帳戶
-  管理員
-  儀表板
-  課程
-  行事曆
- 



首頁



通告



作業





Zoom 課堂教學材料

202021 4C 英文 > 文檔 > P4 ENG_Zoom lesson 2_Ch.3_Eat well and get fit_Key structure 1_2020-21.pptx

2020-21

P4 ENG_Zoom lesson 2_Ch.3_Eat well and get fit_Key structure 1_2020-21.pptx

[Download P4 ENG_Zoom lesson 2_Ch.3_Eat well and get fit_Key structure 1_2020-21.pptx](#) (6.7 MB)



首頁



通告



作業



討論



Navigation: < 1 > / 25 頁 | Refresh | - 放大縮小 + | Share

Zoom lesson 2 (2020-21)

English

Primary Four

Language: 粵 En

◀ 上一個

下一個 ▶



上載家課(電子批改)

2020-21

2020-21 20201 5C 英文 > 作業列表 > Penmanship (Ch.1 Key words x 3)

2020-21

Penmanship (Ch.1 Key words x 3)

計劃 已發佈 編輯

相關項目

SpeedGrader™

下載提交件

30 份提交件總計 31 份已評分

- eBook P.5 Key words (1-11) x 3 times [softly, loudly, quietly, noisily, patiently, impatiently, politely, rudely, impolitely, early, late]
- use cursive
- use a blue ball pen or a black ball pen
- upload your work to VLE

(1) Chapter One (Page 5)(1-11) x 3 7th September, 20

1.	softly	softly	softly
2.	loudly	loudly	loudly
3.	quietly	quietly	quietly
4.	noisily	noisily	noisily
5.	patiently		
6.	impatiently		
7.	politely		

粵 En ↺ ⌵





上載家課(電子批改)

Penmanship (Ch.1 Key words x 3)
截止日期: 9月11日 15:00 - 202021 5C 英文

30/32 0 2/32
已評分 平均

← ✓ 5C02

↓ ↻ - 放大縮小 + ↗

Ⓛ Ⓜ Ⓝ Ⓞ Ⓟ Ⓠ Ⓡ Ⓢ Ⓣ Ⓤ Ⓥ Ⓦ Ⓧ Ⓨ Ⓩ

已提交: 9月7日 11:45
已提交的文檔: (按一下)
[1599450324.684907.jpg](#)

評估
成績 (0 / 0)
B-

作業評論
添加評論

📎 📺 🔊

下載提交項目評論

a = a →

(1) Chapter One (Page 5) (1-11x3) 7th September 2020

1. softly softly softly ✗ 0

2. loudly loudly loudly ✓

3. quietly quietly quietly ✗ 0

4. patiently patiently patiently ✓

5. impatiently impatiently impatiently ✓

6. politely politely politely ✗ 0

7. rudely rudely rudely ✓

8. impolitely impolitely impolitely ✗ 0

11. noisily noisily noisily ✓

Please check carefully the "a", "o" and "l".

Use blue/ black ball pen.

Hand in the corrections next time.

1. ()

3. ()

6. ()

11g



上載家課(電子批改)

← → ↻ hkedcity.instructure.com/courses/5676/gradebook/speed_grader?assignment_id=59600&student_id=1016912

Popplet (Jobs)
截止日期：無截止日期 - 202021 6C 英文

30/31 已評分 8.39 平均 18/31
← ✓ 6C18

↓ ↻ - 放大縮小 + ↗

```
graph TD; Jobs[Jobs] --- Model[a model]; Model --- ModelDesc[appears in fashion shows, magazines, etc.]; Jobs --- Lawyer[a lawyer]; Lawyer --- LawyerDesc[advises people about laws and speaks for them in court]; Jobs --- Reporter[a reporter]; Reporter --- ReporterDesc[does interviews]; Jobs --- Pilot[a pilot]; Pilot --- PilotDesc[flies planes]; Jobs --- Architect[an architect]; Architect --- ArchitectDesc[designs buildings];
```

已提交：9月24日 15:04

已提交的文檔：(按一下以載入)
[1600931094.662891.jpg](#)

評估
成績 總分0

10

作業評論

Good! It's good to use various colours for different jobs

Yeung Chi Tak, 1

添加評論

📎 📺 🔊

粵 En ↻

下載提交項目評論



電子家課(網上平台)

☰ 2020/21 6C 英文 > 作業列表 > Week3 Challenge Station (Nearpod Time to Climb)

-  2020-21
-  帳戶
-  管理員
-  儀表板
-  課程
-  行事曆
-  收件匣
-  Commo
ns

2020-21



首頁



通告



作業



討論

Week3 Challenge Station (Nearpod Time to Climb)



已發佈



Dear P.6 students,

Please finish Challenge Station via Nearpod Time to Climb!

Input your class and class number as nickname, e.g. 6A34)

[Nearpod.com](https://nearpod.com) [The five codes share THE SAME content and please access the assigned code for your class)

- 6A [M
- 6B [T
- 6C [I
- 6D [S
- 6E [C

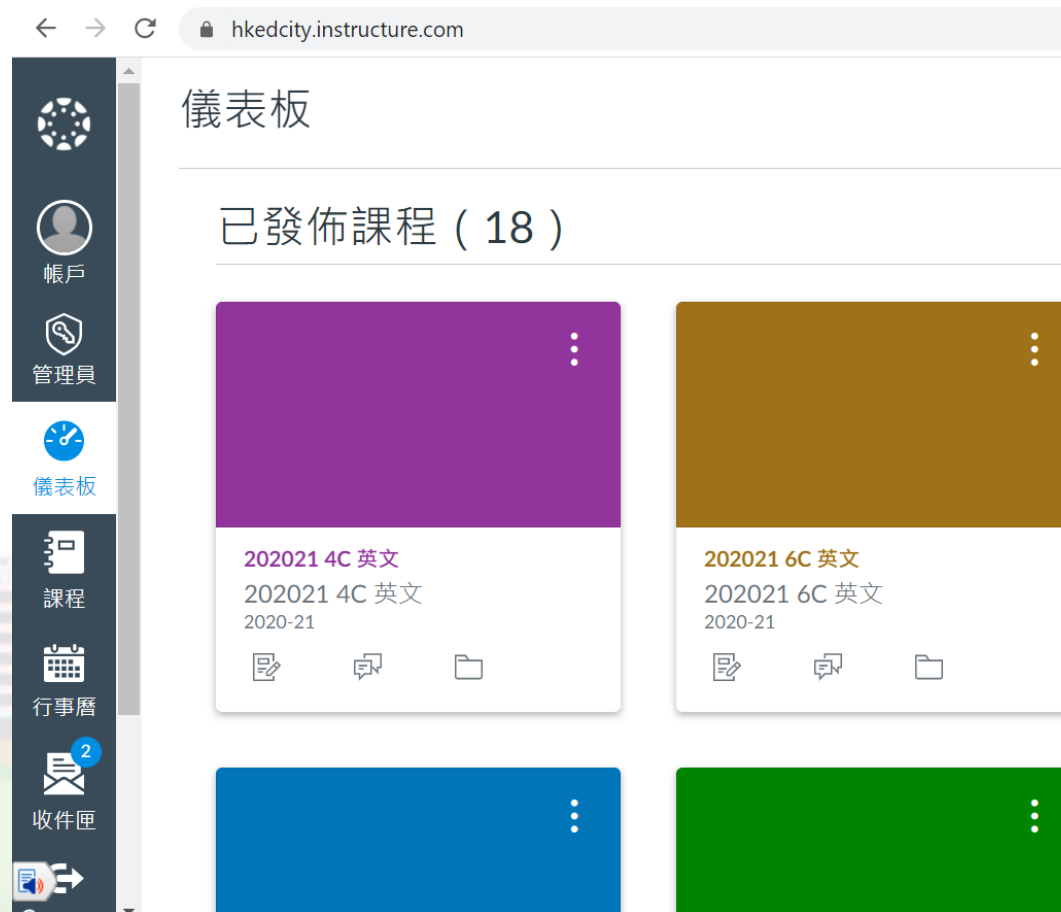
Enjoy!
P.6 English teachers



在英文科運用VLE經驗分享

日常課堂應用：

- 小測
- 討論
- 說話練習





小測

Poetic devices Quiz

保持編輯此測驗

ⓘ 這是測驗發佈後的預覽

已開始：10月6日 14:26

測驗說明

[Poetic devices Quiz](#) Please finish the following quiz on poetic devices.

問題

- 🔍 問題 1
- 🔍 問題 2
- 🔍 問題 3
- 🔍 問題 4
- 🔍 問題 5
- 🔍 問題 6
- 🔍 問題 7
- 🔍 問題 8
- 🔍 問題 9

執行時間： 隱藏
4 分鐘, 14 秒

Print



問題 1

1 分數

The green grass grew quickly.

- Alliteration
- Simile
- Metaphor
- Personification



問題 2

1 分數

Ken is lazy. It drives Mr Yeung crazy.

- Rhyming words
- Simile
- Metaphor



小測

SH > 測驗 > Poetic devices Quiz > 統計數據

測驗總結

分班篩選 ▾

學生分析

項目分析

④ 平均分數

89%

② 高分

100%

③ 低分

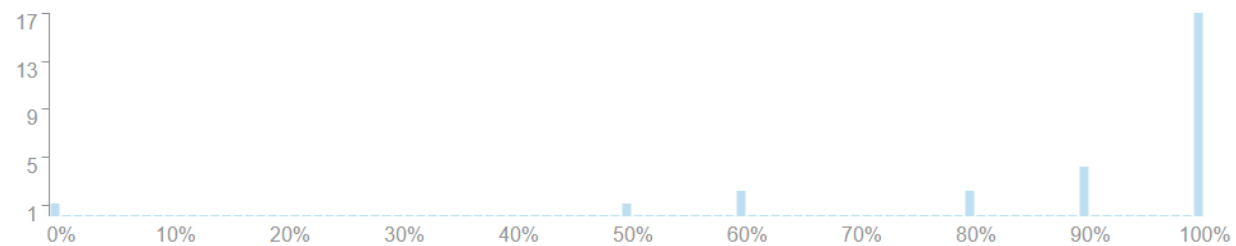
0%

⑥ 標準偏差

2.22

① 平均時間

02:10



問題分解

嘗試：已嘗試 26 次，總計 27 次

The green grass grew quickly.

+0.77

鑑別指數 ⓘ



小測

嘗試：已嘗試 26 次，總計 27 次

+0.57

鑑別指數 ⓘ

His feet were as big as boats.

Simile	23 個回應	85 %	<div style="width: 85%;"></div> ✓
Metaphor	2 個回應	7 %	<div style="width: 7%;"></div>
Alliteration		0 %	<div style="width: 0%;"></div>
Personification	1 個回應	4 %	<div style="width: 4%;"></div>
沒有回答	1 個回應	4 %	<div style="width: 4%;"></div>

85% 回答正確

嘗試：已嘗試 25 次，總計 27 次

+0.32

鑑別指數 ⓘ

Roar! My class teacher shouted at us.

Onomatopoeia	25 個回應	93 %	<div style="width: 93%;"></div> ✓
Simile		0 %	<div style="width: 0%;"></div>
Metaphor		0 %	<div style="width: 0%;"></div>
Personification		0 %	<div style="width: 0%;"></div>
沒有回答	2 個回應	7 %	<div style="width: 7%;"></div>

93% 回答正確

嘗試：已嘗試 25 次，總計 27 次

+0.4

鑑別指數 ⓘ

The flowers waved at us in the breeze.

Personification	22 個回應	81 %	<div style="width: 81%;"></div> ✓
Metaphor	3 個回應	11 %	<div style="width: 11%;"></div>
Simile		0 %	<div style="width: 0%;"></div>
Onomatopoeia		0 %	<div style="width: 0%;"></div>
沒有回答	2 個回應	7 %	<div style="width: 7%;"></div>

81% 回答正確



在英文科運用 VLE 經驗分享

日常課堂應用：

- 小測
- 討論
- 說話練習

The screenshot shows a web browser interface for hkedcity.instructure.com. The page title is "儀表板" (Dashboard). Below the title, it says "已發佈課程 (18)" (Published Courses (18)). There are four course cards visible in a grid. The top-left card is purple and titled "202021 4C 英文" (2020-21 English 4C). The top-right card is brown and titled "202021 6C 英文" (2020-21 English 6C). The bottom-left card is blue and the bottom-right card is green. Each card has a three-dot menu icon in the top right corner and three icons (document, speech bubble, folder) at the bottom. A vertical sidebar on the left contains icons for "用戶" (User), "管理員" (Admin), "儀表板" (Dashboard), "課程" (Courses), "行事曆" (Calendar), "收件匣" (Inbox), and "Common".



討論區

ENGLISH > 討論區 > Please share your examples of using poetic devices

已發佈

Please share your examples of using poetic devices

Yeung Chi Tak

Can you make one more example involving the use of the poetic device? Please list out the poetic device and the sample sentence.

For example,

Personification —— The tree also stands up straight and salutes to the teachers.

搜索輸入項目或作者

未讀



回覆



Personification —— "The tropical storm slept for two days."

回覆 (8 個喜歡)



討論區


hkedcity.instructure.com/courses/2917/discussion_topics/4987

搜索輸入項目或作者

未讀



成績



人員



頁面



文檔



教學大綱



結果



Personification—"The tropical storm slept for two days."

← 回覆 (8 個喜歡)



The wave is going to hug the beach .



Metaphor------(Time is water and it flows)



Onomatopoeia DING DONG DING DONG, it is the time to go to the camp



Similes : His feet were as big as boat.

← 回覆 (3 個喜歡)



good👍

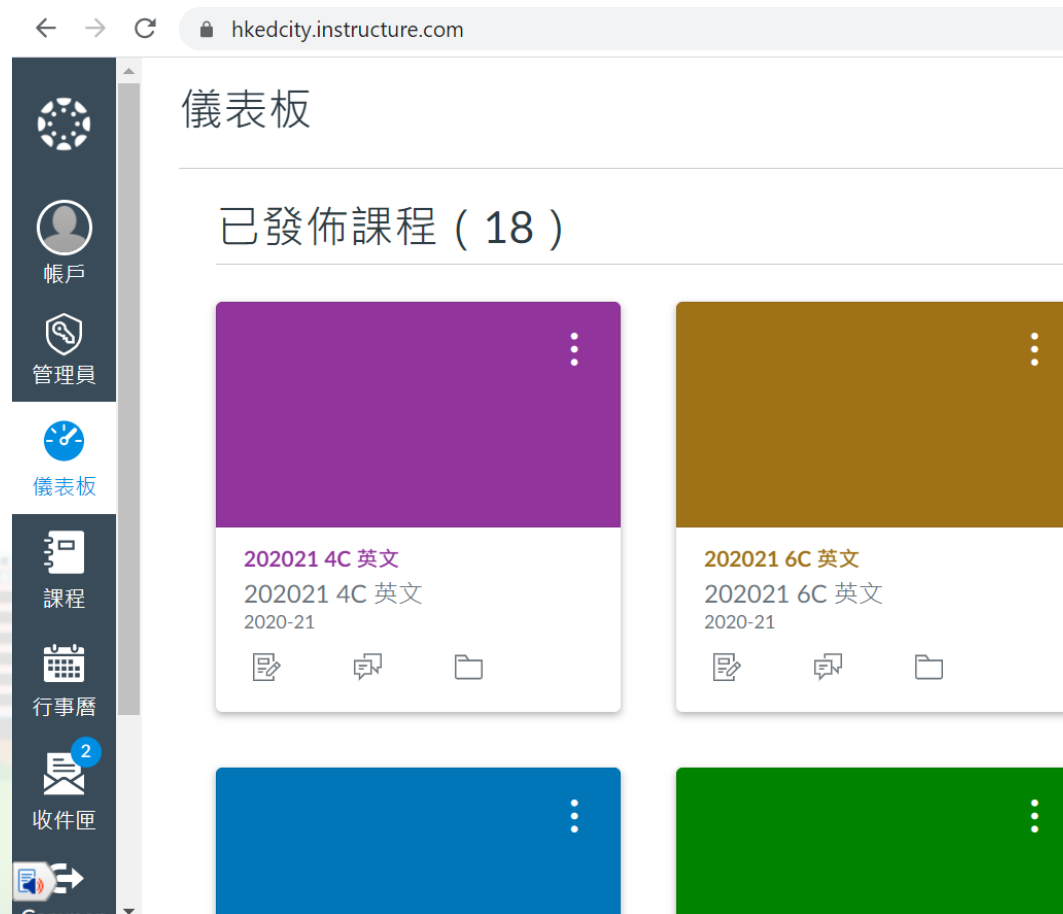
← 回覆 👍



在英文科運用 VLE 經驗分享

日常課堂應用：

- 小測
- 討論
- 說話練習





說話練習

[作業列表](#) > Please upload your speaking presentation 5B (P.40/42)

Please upload your speaking presentation 5B (P.40/42)

✓ 已發佈

✎ 編輯

⋮

Dear all,

Please choose one of the presentation topics (P.40/42) and upload it here. Your peers are going to rate your work. You can use any of the apps (Touchcast / iPad camera / sound recording function) for it!

Mr Yeung

分數 10

正在提交 媒體記錄或者文檔上傳

截止日期	對於	可用起始時間：	直到
-	所有人	-	-

+ 題目



說話練習

LT

已提交

完成

評分 | 評論 | 檔案 (1)

評分 **9/10**




LC

已提交

完成

評分 | 評論 | 檔案 (1)

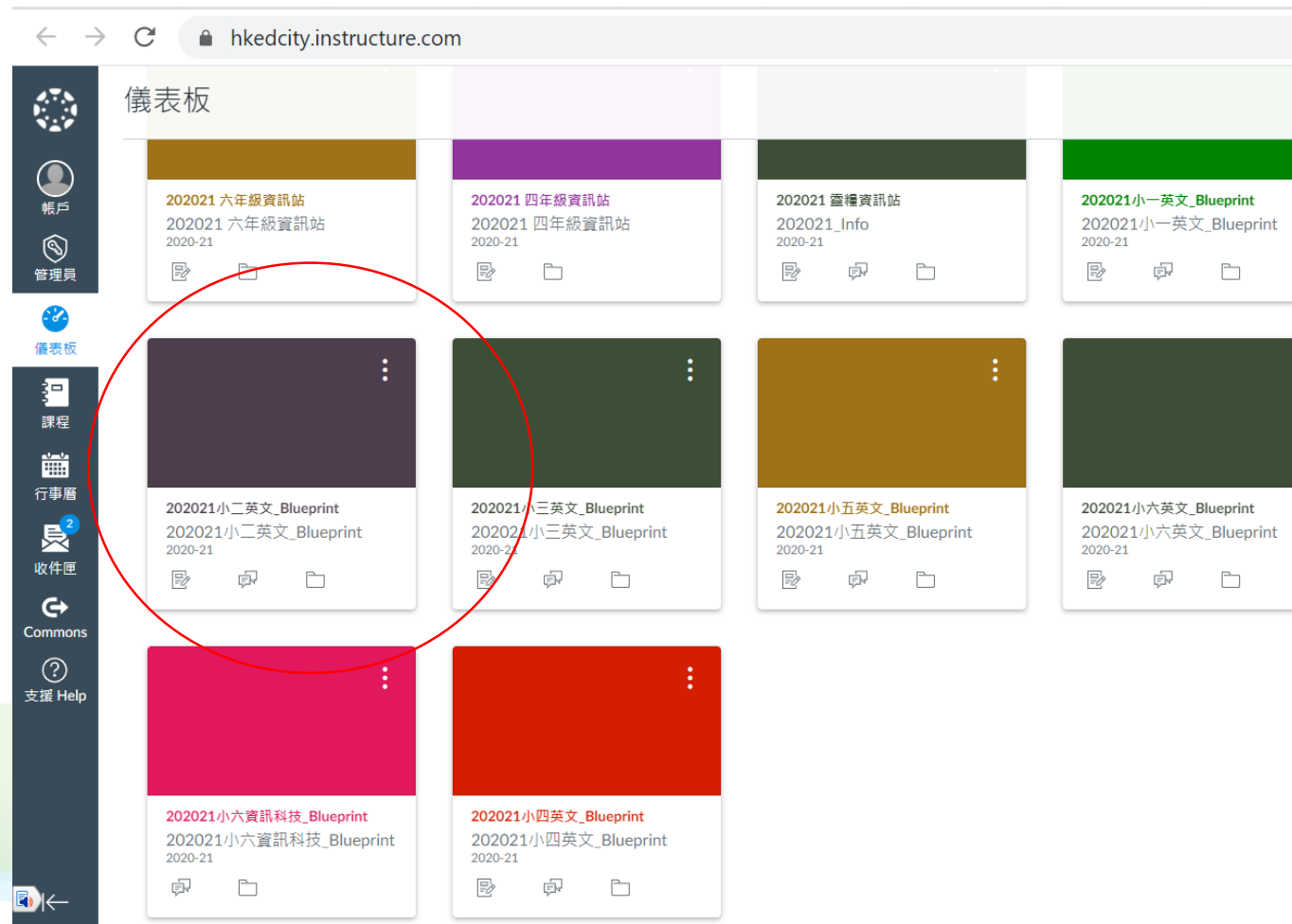
A2BEA71B-42B2-4737-B2D8-887CD02B8A0D.MOV





在英文科運用VLE經驗分享

最便利功能：





Blueprint

The screenshot shows a web browser window with the URL <https://hkedcity.instructure.com/courses/5757>. The page displays a course outline with the following items:

- #Week 3(11/9) Book 6A Ch1_When I grow up Video
 - P6ENG_Ch.1When I Grow Up_11.9.2020.mp4
- #Week 2(4/9) Book 6A Chapter1_When I grow up Video
 - P6ENG_Ch.1when I grow up_4.9.2020.mp4
- P6 Interviews
 - Lesson 1: P6 Interview Booklet (0分)
 - Lesson 1: P6 Interview Booklet (0分)
 - P6 Interview Booklet (video) (0分)

The sidebar on the right, titled '計劃' (Plan), shows the following statistics and options:

- 關聯 (Related): 5
- 同步歷史 (Sync History)
- 未同步的變更 (Unsynced Changes): 12
- 包括課程設定 (Include Course Settings)
- 發送通知 (Send Notification)
- 同步 (Sync) button

The left sidebar contains navigation icons for various course features: 文檔 (Documents), 教學大綱 (Syllabus), 結果 (Results), 評分標準 (Assessment Standards), 測驗 (Quizzes), 單元 (Units), 帳戶 (Account), 管理員 (Admin), 儀表板 (Dashboard), 課程 (Courses), 行事曆 (Calendar), 收件匣 (Inbox), and Commons.



在英文科運用VLE經驗分享

非面授課堂：

- 自學影片
- Zoom課堂教材
- 上載家課(電子批改)
- 電子家課(網上平台)

課堂應用：

- 小測
- 討論
- 說話練習





馬鞍山靈糧小學
Ma On Shan Ling Liang Primary School



英文科使用 VLE 經驗分享



楊子德主任
馬鞍山靈糧小學
英文科科主任

